




- Please ensure all posters are approved and stamped prior to run
- Place posters **ONLY** on specifically marked CSA boards (accompanied by a blue sign with a white asterisk)
- Please use push pins only (NO STAPELS)

SOUTHEAST POSTER RUN		
BOARDS	NOTES TO RUNNER	TIPS
UNIVERSITY CENTRE		
Drop off 5 posters to UC 266	Posters shouldn't be stamped because UC has their own stamp	
<p>There is 1 board by the Clubs tables</p>  	<p>There are two boards between SHAC and the start of clubs rooms 231 and 233. Please pick 1 or the other – Note these boards are the ones closest to the CSA front office!</p> <p>There are 2 boards in the club hallway. Prioritize the one in the hall by 225. If full, use the one in the clubs garage area. Please pick 1 or the other</p>	 <p>If all of these are full there is a third board by CRFU at the end of the hallway.</p>

2<sup>nd</sup> board by the stairs.



University Centre Total: 3 boards + 5 for UC

#### JOHNSTON

Go to the left entrance of Johnston and go down the stairs to the Co-op Bookstore. Turn right and there will be 4 boards. Please choose one out of four to post on.



**\*NOTE:** Johnson Hall closes at 4pm for the general public; only students/staff that live or work there will be able to access the building at that time.


Walk down the hallway towards the mailroom; turn left and the board will be above the water fountain



Johnston Total: 2

### MACKINNON

Go through the entrance that is facing opposite the library. Look right; a large white board is on the wall.




Avoid the board on the far-left side; it is not for CSA use.

Turn and walk through the main lobby towards the accessible entrance to the left of the stairs going up (stay on ground floor). Board is to the left and right, by the seating area. Please pick 1 or the other

Sometimes students are sitting there. Please be respectful of their space



Enter the hallway and walk down towards the basement. Turn left. First board is down the basement hallway beside Room 030B.



Second board in the basement hallway is beside

Door to the basement is between the 2 boards (blue)

Room 025A.



At the end of the hallway, go up the stairs to the first floor, go to the door on the left, and walk through the main hallway. Continue walking towards the middle of the hallway; on the left side, there is 1 board beside the **door** by room 117.






Take the orange exit door and go up one flight of stairs. Board is to your right, opposite room 231A.

Near student couch lounge area!

Be careful of the classroom door on the left side during lessons. It may be closed and can swing open at random; do not stand behind it

Students will be sitting there sometimes. May need to ask them to move.

		
<p>Go down the stairs you just came from; take a left and walk down the hallway until you pass the small café. Walk through the doors and the board will be on your right.</p> 		<p>This board is limited on capacity. If there is no space do not post here and move onto the next board</p>
MacKinnon Total: 7 Boards		
THE BULLRING		
<p>Walk down the flight of stairs beside the board you just visited. Head for the Bullring. First board is just inside the entrance.</p> 	<p>Ask the staff for a step stool to reach the top of the boards</p>	<p>The Bullring has set hours for opening. Don't forget to check.</p>



OR Second board is just inside the other entrance.  
Please choose one or the other




The Bullring Total: 1 Board

ROZANSKI



One small board is beside Room 101 and one small board is beside Room 104.  
Please choose one or the other.

Split the posters between the pair of small boards. Ex:  
Room 101/Room 104  
Stonewall left/Stonewall right


These boards are tough to pin into.  
Use force.

		
<p>Two boards are along the stonewall at the back. Please choose one or the other</p>	<p><b>If you just have one poster to put up, please pick two of the four boards.</b></p>	



		
Rozanski Total: 2 boards		
LANDSCAPE ARCHITECTURE		
<p>Walk out the doors and turn left. Take the side entrance between Rozanski and Landscape Architecture and go up one flight of stairs. First board is beside Room 204.</p> 	<p>If the door is locked use the main entrance.</p>	

OR Second board is down the hallway from 204.



Please choose one or the other.

Landscape Architecture Total: 1 Board

### ICE RINK BUILDING (GRYPHON CENTRE)

Cross the street from Landscape Architecture and head for the Gryphon Centre. Enter and turn left. Board is directly in front of the entrance to the Red Rink.



There are usually posters pertaining to skating programs; do not take them down.



Ice Rink Building (Gryphon Centre) Total: 1 board

### CROP SCIENCE BUILDING



Exit the building and head left. Walk until you approach the front doors; they are the last ones on the building. Board is directly down the hall on the right They are small



They are small boards; split the posters between them.


If you just have one poster to put up, please pick one board.

<p>boards; split the posters between them. Choose one or the other.</p> 		
Crop Science Building Total: 1 board		
THORNBOROUGH		
<p>Exit Crop Science and turn left. Then, turn left by the stairs/ramp. Go through side entrance across from the UC. Walk towards the vending machines beside room 1200. Board is on the wall</p> 	<p>The engineering majors share this board with CSA. <b><u>Do not</u></b> take down engineering-based posters</p>	
Thornborough Total: 1 board		

**TOTAL POSTERS FOR SOUTHEAST RUN: 19 + 5 for UC**

NORTH POSTER RUN		
BOARDS	NOTES TO RUNNER	TIPS
ZAVITS		
 <p>Enter through the main entrance of the building and look to the left; CSA owns <b>half</b> of this board. Only use this board if there is space. There is a much larger board next.</p>	<p>Nearing the end of the semester, the fine arts students will use this board to display final projects. If this is the case, skip this board.</p>	
 <p>Turn the right corner and the second board will be facing the washrooms. There are 3 boards. Please choose one board to post on. Exit Zavitz and turn right.</p>		
Zavits Total: 2		
MACNAUGHTON		

 <p>Enter through the entrance facing Branion Plaza and the board will be immediately to the right</p>	<p>During the beginning of the semester, the bookstore will have a bag-check station set up in front of the board. If this is the case, skip this board.</p>	<p>Use only the CSA board, not the one beside it; the black board does not belong to us.</p>
 <p>Turn right down the hallway and the board will be just before the doors to the hallway leading to the Science Complex. Beside 114 and 115.</p> <p>Go right through the doors to Summerlee and down the curved hall.</p>		<p>This board is hard to pin to. Use force.</p>
MacNaughton Total: 2		
SUMMERLEE SCIENCE COMPLEX		
<p>Elevators will be on the right side.</p> <p>Go up to and start on the <b>THIRD FLOOR</b>. Turn right, and right again. Continue down the hall. The first and second board beside 3316 and 3304 Entrance in the atrium wing. Please choose one or the other</p>		



There are boards by 3304 Exit and 3315. Please choose one or the other.



Continue down the hall and on the right-hand side is a door to stairs.

Take the stairs down to the second floor. Go through the doors and turn left. Down the atrium wing hall by room 2304 and 2314 and 2304 Exit



door. Please choose one of the three.




Take the stairs #7 (to the left of the hall on the right-hand side) down to the first floor. Beside room 1303 and 1304 (left when you come out the stairs). Choose one or the other.





Down the hallway beside room 1306 and 1305. Choose one or the other.




Go out the doors to your left  
and out the front door on the  
left-hand side.

Summerlee Science Complex Total: 5

### OVC PATHOBIOLOGY, FOOD SCIENCE, ANIMAL NUTRITION


Exit Summerlee, head north  
up Gordon to Alumni Walk,  
cross Gordon. Pass  
McGilvray and enter the OVC  
front doors.




Follow the hall right and the  
board is to the left

Go back the way you came in but do not exit, go further down the hallway (to the left of the original entrance) to the end of the hall and exit.

Cross McGilvary to the food science building. Enter through the side doors. You should be at stairway #6. The board is on the right once you go up half a flight of stairs.



Exit the stairway and cross the building and head to stairway #7. Exit the building. Cross the street to the Animal Nutrition building and enter through the doors on the left (beside shipping and receiving), then turn right when you enter.



The boards are on the left side towards the end of the hall		
OVC Pathobiology, Food Science, Animal Nutrition Total: 3		

**TOTAL POSTER BOARDS FOR NORTH RUN: 12**

**TOTAL POSTER BOARDS FOR FULL RUN: 31 + 5 for UC**